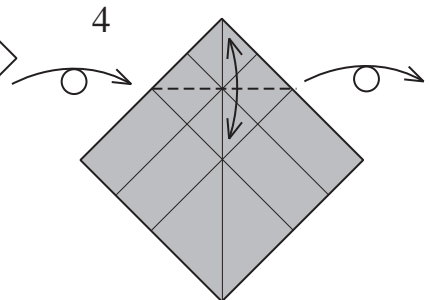
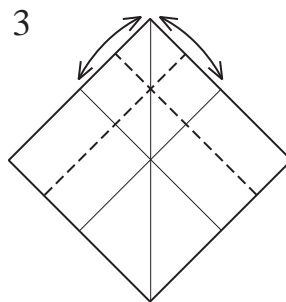
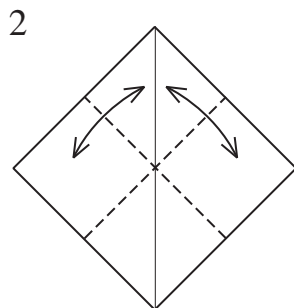
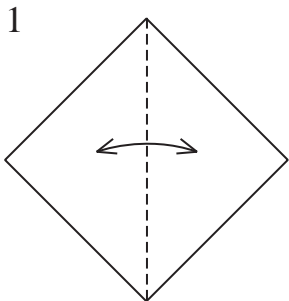
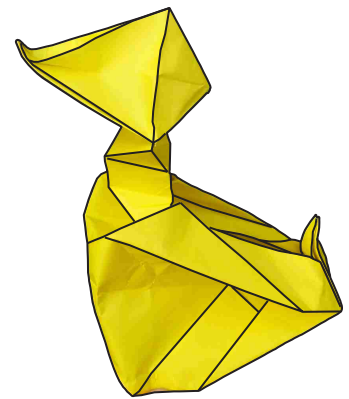


Rubber Ducky

Rubber Ducky, your the one;
 you make bath time oh so fun.
 Rubber Ducky, you're soggy but still afloat,
 float, foldedeedoat!

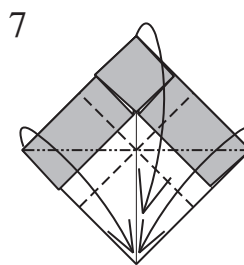
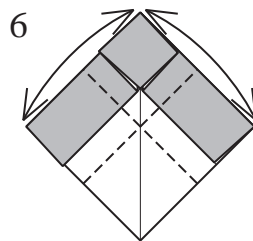
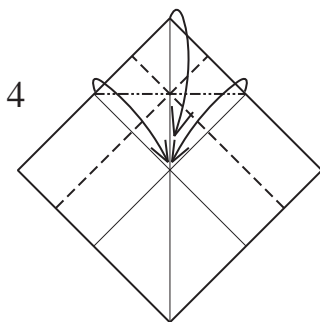
By Jeremy Shafer ©2002



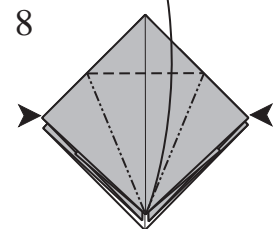
For a Rubber Ducky that will float in a bath tub more than one time use foil. White side up, valley-fold diagonally in half.

Valley-fold in half both ways.

Valley-fold and unfold. **Turn over.**



Valley-fold and unfold. Turn over.

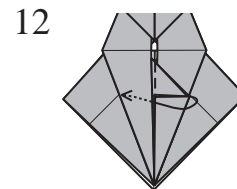
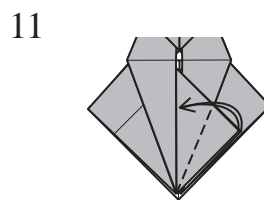
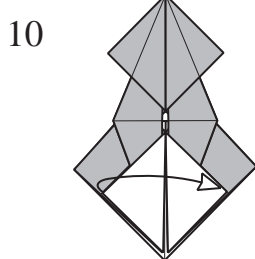
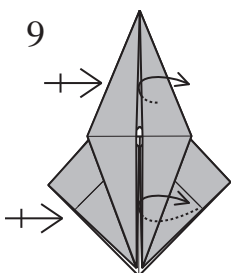


Form an off-center Square Base by folding the left and right sides to the center followed by folding down the top.

Valley-fold and unfold.

Fold a Square Base.

Petal-fold.

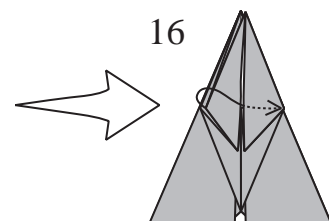
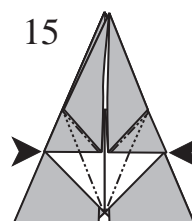
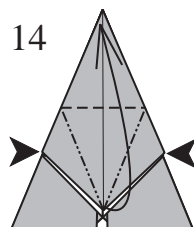
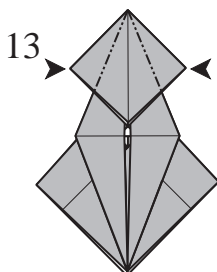


Pull out the two hidden flaps.

Swing the lower left flap to the right.

Valley-fold the two flaps.

Valley-fold tucking into the pocket.

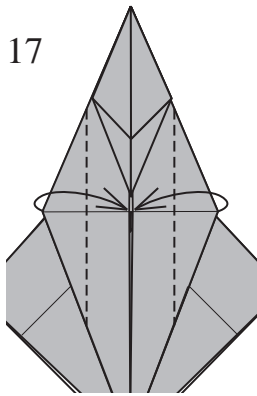


Reverse-fold.

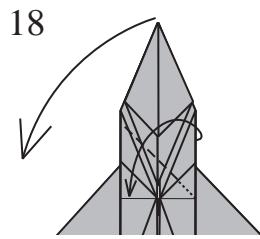
Petal-fold.

Reverse-fold.

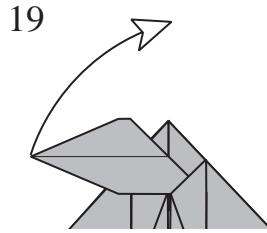
Valley-fold tucking into the pocket.



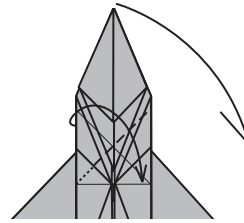
17
Valley-fold to the center.



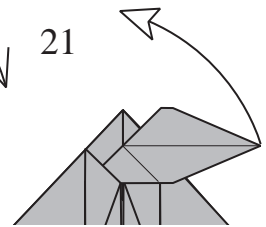
18
Valley-fold the flap.



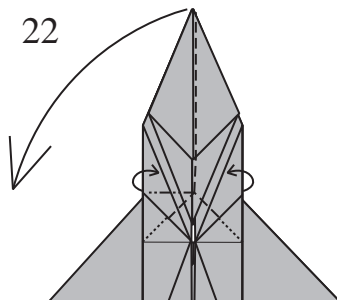
19
Unfold the flap.



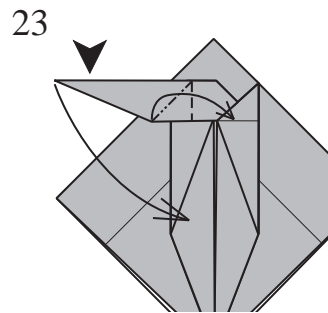
20
Valley-fold the flap.



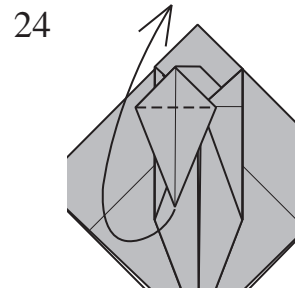
21
Unfold the flap.



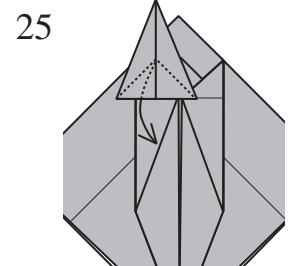
22
Rabbit-ear the flap, flattening it to the left.



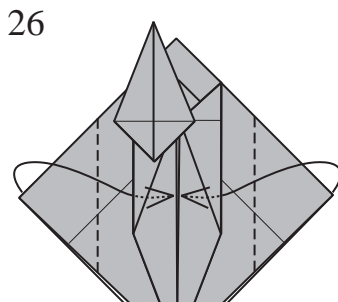
23
Squash.



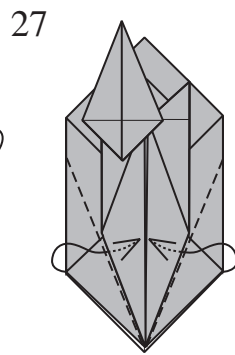
24
Valley-fold.



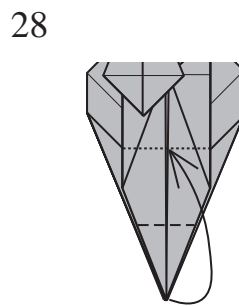
25
Pull out the flap.



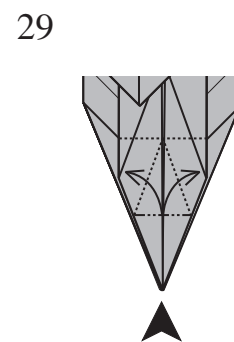
26
Valley-fold, tucking flaps under the front layer.



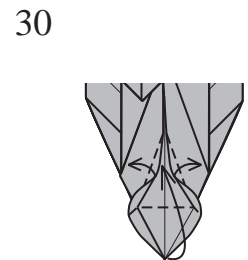
27
Valley-fold, tucking flaps under the front layer.



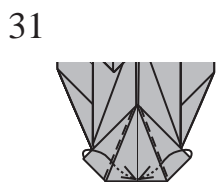
28
Valley-fold.



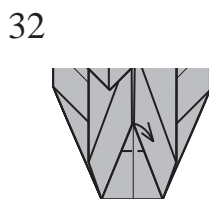
29
Pull apart the two vertical edges and squash the flap upwards.



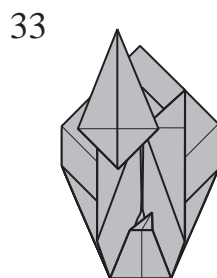
30
In progress.



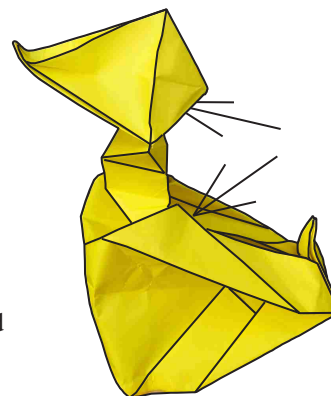
31
Valley-fold, tucking flaps into the pockets.



32
Valley-fold the tip of the flap so that it sticks up.



33
Inflate the head and body where indicated by the arrows on the picture to the right.



The Rubber Ducky is all done, ready for a float in the bathtub.